



ENGLISH FOR TODAY

Class One

Aa 
apple

Good morning.



Ff 
fish



NATIONAL CURRICULUM & TEXTBOOK BOARD, DHAKA

Prescribed by the National Curriculum & Textbook Board
as a Textbook for Class One from the academic year 2013

ENGLISH FOR TODAY


Class One

Writers & Editors

M S Hoque
Yasmin Banu
Md Abdur Razzaque
Naina Shahzadi

Illustrator
Prohlad Karmaker

Illustration Editor
Hashem Khan



NATIONAL CURRICULUM & TEXTBOOK BOARD, DHAKA

Published by
National Curriculum & Textbook Board, Dhaka
69-70 Motijheel Commercial Area, Dhaka 1000

(All rights reserved by the publisher)

Trial Edition

First Edition: 2012

Coordinator
Abu Hena Mashukur Rahman

Graphics
Prohlad Karmaker

Design
National Curriculum & Textbook Board

তৃতীয় প্রাথমিক শিক্ষা উন্নয়ন কর্মসূচির আওতায় গণপ্রজাতন্ত্রী বাংলাদেশ সরকার কর্তৃক
বিনামূল্যে বিতরণের জন্য

Printed by:

Preface

The primary curriculum has been revised in the light of the National Education Policy 2010 which emphasizes learning English as an international language for communicating locally and globally. The 'English For Today' textbooks have been developed to help students attain competence in all four language skills in English through meaningful and enjoyable activities. Emphasis has been given on listening and speaking skills as the foundation on which to develop reading and writing skills. Topics and themes have been selected in a way that would not only help students address the needs of real life situations, but would also inculcate humanistic values in them as well as broaden their mental horizon. Grammar points and planned activities to develop students' competence in all four language skills have been presented within contexts in a systematic and graded way.

The 'English For Today' textbook is accompanied by a Teacher's Edition. However, we are aware that to make teaching and learning of English most effective and fruitful, particularly at the primary stage, the textbook needs to be complemented with audio-visual materials. We sincerely hope to do so in the near future.

My heartfelt gratitude goes to the curriculum developers, writers, illustrators and coordinator who worked under tremendous time constraint. But for their sincerity, commitment and hard work, it would not have been possible for the NCTB to develop the English textbook 'English For Today' make available to teachers and students all over the country by January 2013. As the book was developed within a very limited time, there is room for further development. Any constructive suggestions from anybody would help us improve the book.

I also sincerely thank all who have been involved with the production and publication of this textbook.

Professor Md. Mostafa Kamaluddin
Chairman
National Curriculum and Textbook Board
Dhaka


Contents

Unit, Lesson & Topic	Page	Unit, Lesson & Topic	Page
Unit 1: Let's say hello		Unit 3 : Let's do	
1	Good morning (1)	1	Simple commands (1)
2	Good morning (2)	2	Simple commands (2)
3	Good morning (3)	3	What can I do?
4	Goodbye		
5	Two little blackbirds	Unit 4 : Let's count	
6	What's your name?	1	Counting cats
7	I can see	2	Numbers (1)
		3	One two three
Unit 2: Let's Learn a b c			four five
1	Alphabet Song	4	Numbers (2)
2	Letters A----H	5	Numbers (3)
3	Letters I----P	6	How many?
4	Letters Q----Z	7	Join the dots
5	Capital letters	8	One, two, buckle my shoe
6	Small letters		
7	Lines and shapes	Unit 5: Let's find out	
8	Write (1)	1	In the classroom (1)
9	Write (2)	2	In the classroom (2)
10	Write (3)	3	In the house
11	Write (4)	4	Outside the house.
12	Write (5)	5	Kring kring telephone
13	Write (6)	6	Revision
14	Write (7)		
15	Write (8)		
16	Write (9)		
17	Write (10)		
18	Write (11)		
19	Write (12)		
20	Rain, rain, go away		

Unit 1: Let's say hello

Lesson 1: Good morning (1)

A Look, listen and say.



B Listen and sing.



Good morning, good morning,
How are you? How are you?
Fine, thank you.
Fine, thank you.

Lesson 2: Good morning (2)

A Look, listen and say.

Good morning, students.

Good morning, teacher.



B Look and say.



Teacher: Good morning, Raju.

How are you?

Raju: Good morning, teacher.

I'm fine. Thank you.

Lesson 3: Good morning (3)

A Look, listen and say.

Teacher: Good morning, Runa.

Runa: Good morning, teacher.

Teacher: How are you?

Runa: I'm fine, thank you.

And you?

Teacher: Fine, thanks.



B Look and say.



Salam : Hello, Sheela.

Sheela : Hello, Salam.

Salam : How are you?

Sheela : I'm fine, thank you.

And you?

Salam : Fine, thanks.



Lesson 4: Goodbye

A Look, listen and say.



B Look and sing.



Lesson 5: Two little blackbirds

Look, listen and recite.

Two little blackbirds

Two little blackbirds
Sitting on a wall.
One called Peter,
One called Paul.

Fly away, Peter,
Fly away, Paul.
Goodbye, Peter,
Goodbye, Paul.

Lesson 6: What's your name?

A Look, listen and say.



Hi, I'm Rana. What's your name?

Hi Rana, I'm Mahi.



Hi, I'm Shumi. What's your name?

Hi Shumi, I'm Tina.



B Listen, point and say.

T: Good morning, I'm.....(Teacher's name).
What's your name?

S1: Hello, I'm What's your name?

S2: Hi, I'm What's your name?

S3: I'm What's your name?
(Continue)

C Listen and respond.

- Good morning.

➤

- Good morning, students.

➤

- How are you?

➤ And you?

- What's your name?


➤

- See you later.

➤

Lesson 7: I can see

I can see



I can see left,
I can see right,
Hello to you!
Hello to you!


I look at the ground,
I look at the sky,
Fly off little bird,
Goodbye, goodbye



Unit 2: Let's Learn a b c

Lesson 1: Alphabet Song

A Look at the picture.



B Listen and sing.

a b c d e f g

h i j k l m n o p

l m n o p q r s t

u v w x y z (zee)


x y z, oh, dear me!

When shall I learn my abc?

Lesson 2 : Letters A----H

A Look, listen and say.

Aa




Apple apple

Bb



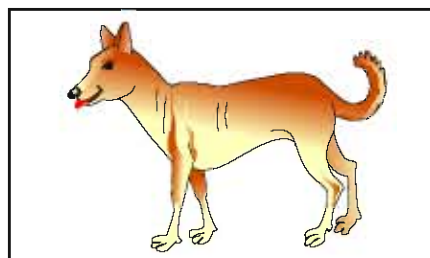
Ball ball

Cc



Cap cap


Dd



Dog dog


B Look, listen and say.

Ee



Elephant elephant

Ff



Fish fish

Gg



Goat goat

Hh



Hen hen

C Match (1)

a



b



c



d



e



f



g



h



Lesson 3: Letters I---P

A Look, listen and say.

Ii



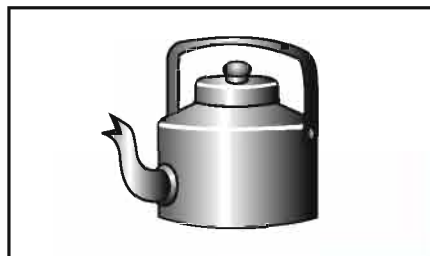
Ice-cream ice-cream

Jj



Jug jug

Kk



Kettle kettle

Ll



Lamp lamp

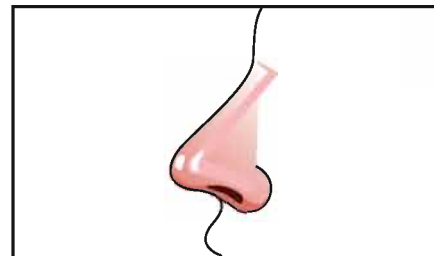
B Look, listen and say.

Mm




Moon moon

Nn



Nose nose

Oo



Ox ox

Pp



Pen pen

C Match (2)

i



j



k



l



m



n



o



p



Lesson 4: Letters Q----Z

A Look, listen and say.

Qq




Quilt quilt

Rr



Rat rat

Ss



Sun sun

Tt



Tap tap

Uu



Umbrella umbrella


B Look, listen and say.

V v



Van van

W w



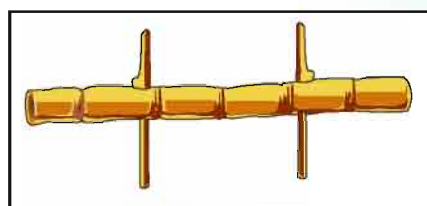
Window window

X x



X-ray x-ray

Y y



Yoke yoke

Z z



Zebra zebra

B Point and say.

C	A	F	M
O	H	P	W
R	B	K	S
U	Q	I	X
V	T	Z	Y
E	N	J	L
	G	D	

C Match (3)

q



r



s



t



u



v



w



x



y



z



Lesson 5: Capital letters

A Look and say.

A	B	C	D
E	F	G	H
I	J	K	L
M	N	O	P
Q	R	S	T
U	V	W	X
	Y	Z	

Lesson 6: Small letters

A Look and say.

a	b	c	d
e	f	g	h
i	j	k	l
m	n	o	p
q	r	s	t
u	v	w	x
	y	z	

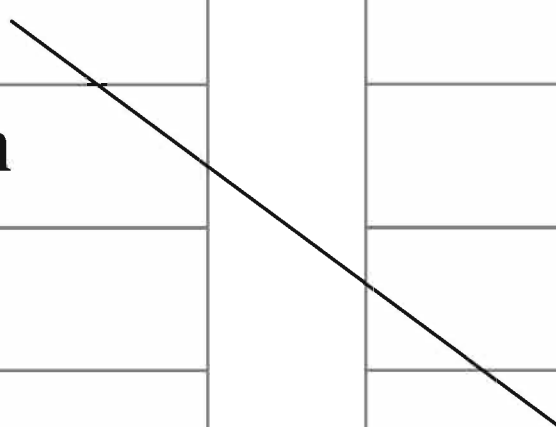
B Point and say.

d	h	r	p
l	o	x	m
f	z	t	n
y	b	j	q
e	v	c	g
s	k	a	w
	u	i	

C Match (4)


a
m
h
f
t
c
l
b
z
e

F
L
T
A
M
Z
H
E
C
B



Lesson 7: Lines and shapes

Look and practise.



Lesson 8: Write (1)

Look, say and write.

A	A	A				
B	B	B				
C	C	C				
D	D	D				
E	E	E				

Lesson 9: Write (2)

Look, say and write.

F	F	F				
G	G	G				
H	H	H				
I	I	I				
J	J	J				

Lesson 10: Write (3)

Look, say and write.

K	K	K				
L	L	L				
M	M	M				
N	N	N				
O	O	O				

Lesson 11: Write (4)

Look, say and write.

P	P	P				
Q	Q	Q				
R	R	R				
S	S	S				
T	T	T				

Lesson 12: Write (5)

Look, say and write.

U	U	U				
V	V	V				
W	W	W				
X	X	X				
Y	Y	Y				
Z	Z	Z				

Lesson 13: Write (6)

A Write the missing letters.

A		C		E		
H		J			M	N
O	P			S	T	U
V		X	Y	Z		

B Write A-Z.

A						
				Z		

Lesson 14: Write (7)

Look, say and write.

a	a	a				
b	b	b				
c	c	c				
d	d	d				
e	e	e				

Lesson 15: Write (8)

Look, say and write.

f	f	f				
g	g	g				
h	h	h				
i	i	i				
j	j	j				

Lesson 18: Write (11)

Look say and write.

U	U	U				
V	V	V				
W	W	W				
X	X	X				
y	y	y				
Z	Z	Z				

Lesson 16: Write (9)

Look, say and write.

k	k	k				
l	l	l				
m	m	m				
n	n	n				
o	o	o				

Lesson 17: Write (10)

Look, say and write.

p	p	p				
q	q	q				
r	r	r				
s	s	s				
t	t	t				

Lesson 19: Write (12)

A Write the missing letters.

a	b		d	e		g
h	i	j			m	
o			r	s		u
v	w			z		

B Write a-z.

a						
				z		

Lesson 20: Rain, rain, go away

Look, listen and say.



Rain, rain, go away

Rain, rain, go away,
Come again another day.
Little children want to play,
Rain, rain, go away.

Unit 3: Let's do

Lesson 1: Simple commands (1)

A Look, listen and do.



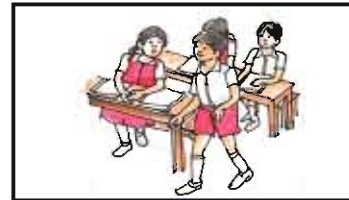
Stand up.



Sit down.



Come here.



Go there



B Listen and do.

- ◆ Come here.
- ◆ Go
- ◆ Draw
- ◆ Take

Lesson 2: Simple commands (2)

A Look, listen and do.

Open the window.



Close the door.



Show me your pencil.



B Listen and do.

- ◆ Look at me.
- ◆ Show me your English book.
- ◆ Open your book.
- ◆ Close your book.

C Listen and do.

(pairwork/groupwork)

- Open your
- Close your
- Show your

Lesson 3: What can I do?



What can I do?

Two little hands to
clap, clap, clap,
Two little feet to
tap, tap, tap,
Two little eyes are
open wide,
One little head goes
Side to side.



Unit 4: Let's Count

Lesson 1: Counting cats

A Look, listen and say.

Counting cats

One cat, two cats,
Black cats, white cats.



Three cats, four cats,
Brown cats, red cats.



Black cats, white cats,
Brown cats, red cats.



One cat, two cats,
Three, four, five,
All cats want a car to drive.








B Join the dots and colour the picture.



Lesson 2: Numbers (1)

A Look and say.

	ball	1
	cats	2
	eggs	3
	fishes	4
	hats	5

B Say write

1	1			
2	2			
3	3			
4	4			
5	5			

Lesson 3: One two three four five

Look, listen and say.








One two three four five

One two three four five,
Once I caught a fish alive.
Six, seven, eight, nine, ten
Then I let it go again.

Lesson 4: Numbers (2)

A Look and say.

	rats	6
	taps	7
	balls	8
	hens	9
	pens	10

B Say write

6	6			
7	7			
8	8			
9	9			
10	10			








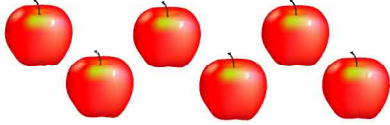





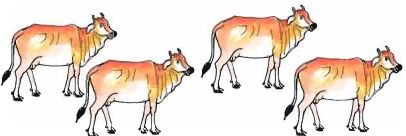




Lesson 5: Numbers (3)

Say and write.

1					
2					
3					
4					
5					
6					
7					
8					
9					
10					


Lesson 6: How many?

A Count and match. One is done for you.

Lesson 7: Join the dots

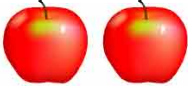



A Join the dots and put the missing numbers. Colour the picture: 1-10











B Write the missing numbers (1-10)

	2			5
		8		

B Count and write. One is done for you.

	2
	
	
	

C Point and say.

9	2	6	3	5
7	1	8	4	10

D Write the missing numbers.

1		3		5
6		8		10

	2		4	
	7		9	

1			4	
	7			10

E Write before and after. One is done for you.

1	2	3	4	,		6	,		9	
		5		,	3		,			
		8		,		4	,		7	

Lesson 8 : One, two, buckle my shoe

Look, listen and say.

One, two Buckle my shoe



One, two,
Buckle my shoe;

Three, four,
Shut the door;



Five, six,
Pick up sticks;



Seven, eight,
Lay them straight;



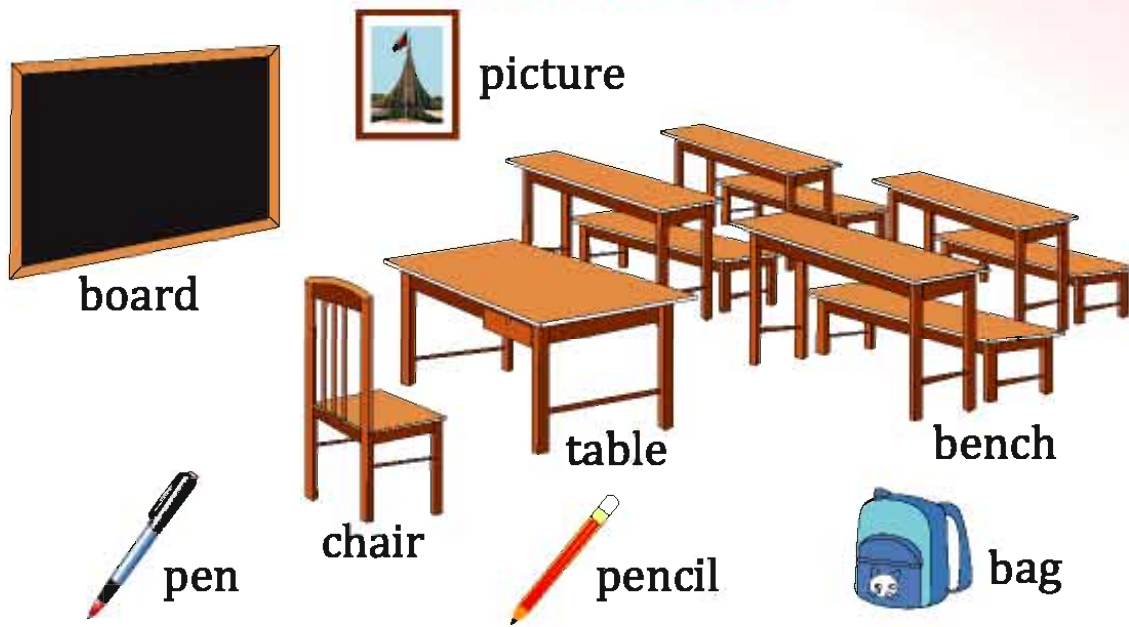
Nine, ten,
A big fat hen.



Unit 5: Let's find out

Lesson 1: In the classroom (1)

A classroom



A Look, listen and say.



What's this?
a picture/It's a picture.
What's this?
a pen/ It's a pen.

B Point, ask and answer. (pairwork)

S1: What's this? S2: a board/It's a board.

S3: What's this? S4: a

Lesson 2: In the classroom (2)


A Point, ask and answer.



B Look and say.

What's this?

It's a



C What can you see in your classroom?

T : What can you see in this classroom?

S1: I can see a board, a chair,

S2: a window, a desk, a door,

S3:

D What can you see? (pairwork).

I can see..... .

Lesson 3: In the house

A room



A Look and say.

What's this? It's a



B Point at the pictures and say.



telephone



cap



cot



cat



kitten



television



table

C Ask and answer.

Q: What's in your room/house?

A: (Anything SS say. T gives English words for Bangla)

D Draw your own house and colour it.




Lesson 4: Outside the house.

A house



A Look and say.

What's this? It's a



B What's this? Point and say.



crow



cap



plant



pen



tree



coat



pond



cat



cow



television



tubewell



tub



picture



tap

C What can you see outside your house?

Lesson 5: Kring kring telephone

A Look, listen and sing.



Kring kring telephone



Kring kring telephone
Hello hello!
I am a cat in the hat.
Who are you?
O my God!
I am a rat in the cap,
But not at home.



B What's this? It's a.....



C Act out in pairs.

S1: Hello, hello
I am a cat in the hat
Who are you?

S2: O my God!
I am a rat in the cap,
But I am not at home.

D Chain drill.

S1: Hello, I am (name). Who are you?

S2: Hello, I am (name). Who are you?

S3:?

S4:?

(Continue)

Lesson 6: Revision

A Look and say.



1



2



3



4



5



6



7

B Listen again. Now say the number of the word you hear.

C Sing the rhyme in section **A**, **Lesson 5** again.

The End

Academic year 2013, English-1

Unity is Strength



NATIONAL CURRICULUM & TEXTBOOK BOARD, DHAKA

For free distribution by the Government of Bangladesh-Not for sale